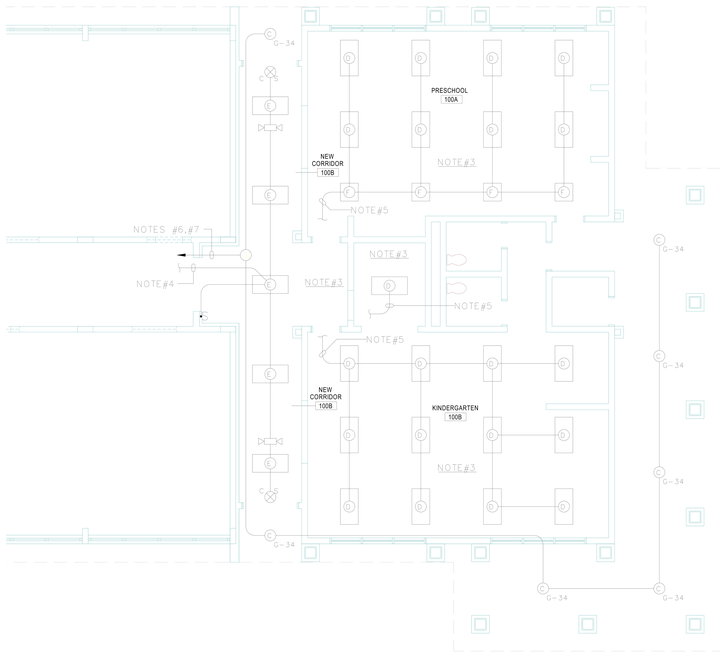

KINDERGARTEN PLAN – LIGHTING

SCALE: ~5'=1'-0"

NOTES:

1. REFER TO ARCHITECTURAL REFLECTED CEILING PLAN FOR EXACT LOCATIONS OF ALL LIGHTING FIXTURES.
2. EXIT SIGNS AND EMERGENCY LIGHTS SHALL BE CONNECTED TO UNSWITCHED LOCAL 120V., 20A. LIGHTING CIRCUITS.
3. REMOVE EXISTING LIGHTING FIXTURES AND PROVIDE NEW LIGHTING FIXTURES AS ILLUSTRATED. FIXTURES THAT ARE REMOVED SHALL BE OFFERED TO THE OWNER. FIXTURES NOT DESIRED TO BE KEPT BY THE OWNER SHALL BECOME THE PROPERTY OF THE CONTRACTOR AND SHALL BE REMOVED FROM THE SITE.
4. EXTEND WIRING AND CONNECT NEW CORRIDOR LIGHTING FIXTURES TO EXISTING CORRIDOR 120V., 20A. LIGHTING CIRCUIT.
5. CONNECT NEW LIGHTING FIXTURES NOTED TO EXISTING 120V., 20A. CIRCUIT(S) SERVING LIGHTING IN THIS AREA. MAINTAIN EXISTING SWITCHING IN THIS AREA IN USE.
6. EXTEND ~3",2#8,1#8G. TO EXISTING PANEL "G" AND CONNECT NEW UNDERCANOPY LIGHTING SHOWN TO CIRCUIT G-34, WHICH IS A SPARE 20/1 BREAKER IN PANEL "G". ADD A "POLE" TO EXISTING MULTI-POLE LIGHTING CONTACTOR SUCH THAT NEW UNDERCANOPY LIGHTS ARE CONTROLLED BY PHOTOCELL WITH OTHER CAMPUS EXTERIOR LIGHTS. LINE SIZE SHALL BE ~3",2#8,1#8G. ALONG ENTIRE LENGTH OF RUN.
7. FOR THE PURPOSES OF BIDDING, ASSUME A LINEAR DISTANCE OF 250FT. FROM "G" FIXTURE NOTED TO EXISTING PANEL "G".

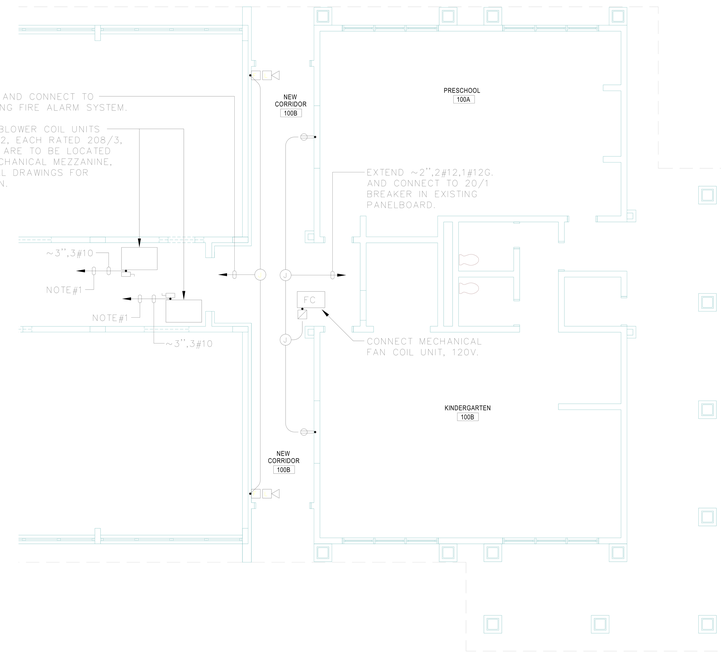

KINDERGARTEN PLAN – POWER AND COMMUNICATIONS

SCALE: ~5'=1'-0"

POWER AND COMMUNICATION NOTES:

1. EXTEND TWO RUNS OF ~3",3#10 FROM EXISTING PANEL "E" LOCATED IN EXISTING BUILDING. CONNECT LINES TO TWO 20/3 CIRCUIT BREAKERS IN PANEL "E". UTILIZE ONE EXISTING "SPARE" 20/3 BREAKER IN "E" TO SERVE ONE BLOWER COIL UNIT. FURNISH AND INSTALL ONE 20/3 BREAKER TO SERVE OTHER BLOWER COIL UNIT. FOR THE PURPOSES OF BIDDING, ASSUME A LINEAR DISTANCE OF 225FT. FOR EACH NEW CIRCUIT FROM UNIT LOCATION SHOWN BACK TO EXISTING PANELBOARD "E".
2. CONFIRM EXACT ROUGH-IN LOCATIONS FOR ALL HVAC EQUIPMENT CONTRACTOR PRIOR TO INSTALLATION OF CONDUIT.

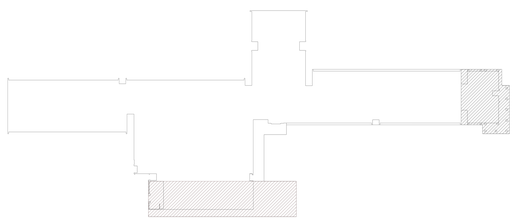

KEY PLAN

NTS

Vreeland Engineers Inc.
3150 Sutherland Ave.
P.O. Box 10648
Knoxville, TN. 37939
PH: (865) 637-4451
FAX: (865) 637-1558
WATS: 800-362-9789
vreelandengineers.com

PHASE TWO ADDITIONS AND RENOVATIONS
HIWASSEE DAM SCHOOL
Cherokee County, N.C.

PADGETT & FREEMAN ARCHITECTS, P.A.
ARCHITECTURE PLANNING INTERIORS
30 Choctaw Street Asheville, NC 28801 828-254-1963

Drawing
KINDERGARTEN PLAN
ELECTRICAL

Date
5-27-04

Sheet
E2

Of
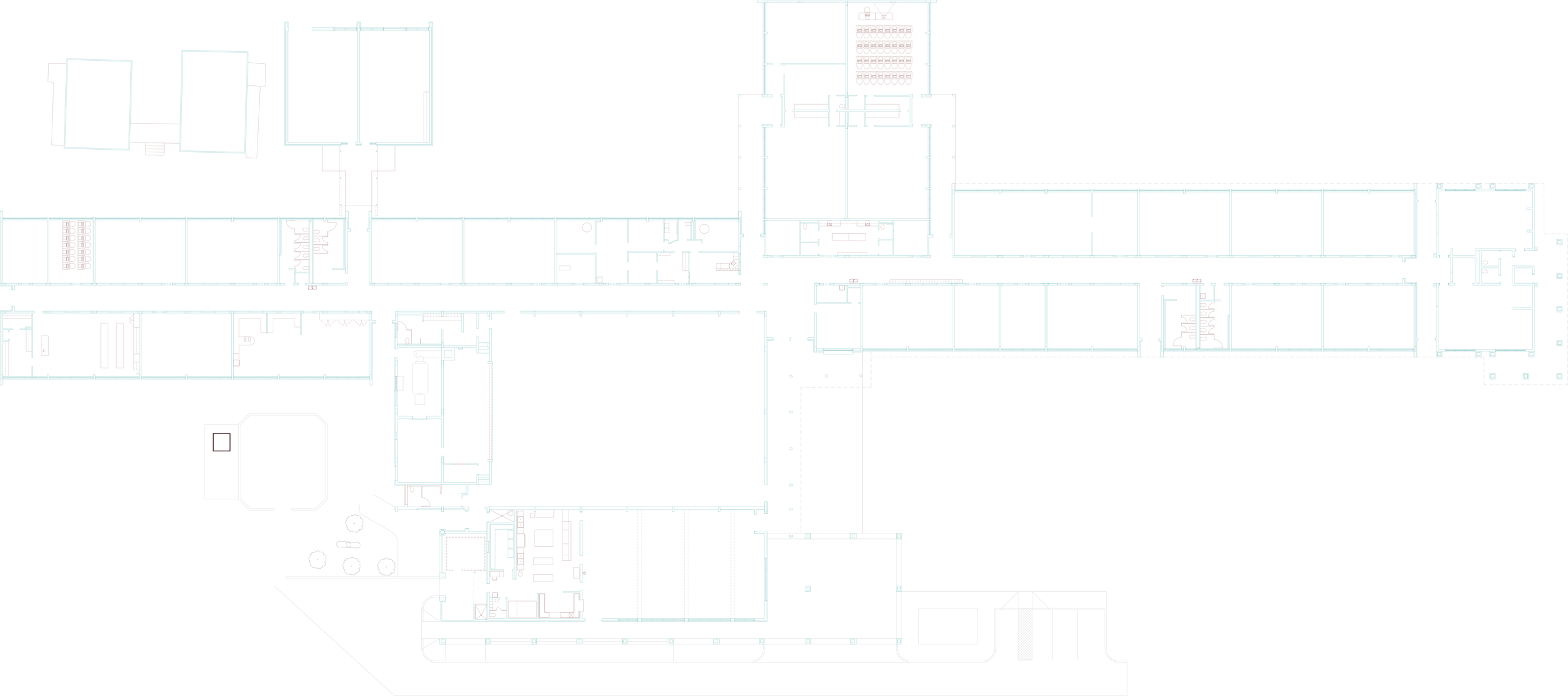
Altered – Hiwassee Dam Phase 2 – Kindergarten Plan – Electrical.dwg
J.C.M. 03/11/05 10:32 AM HD4144(HD)